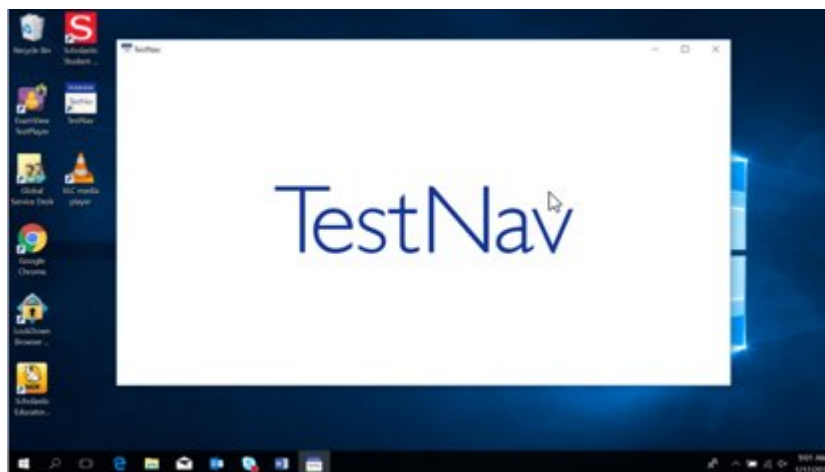




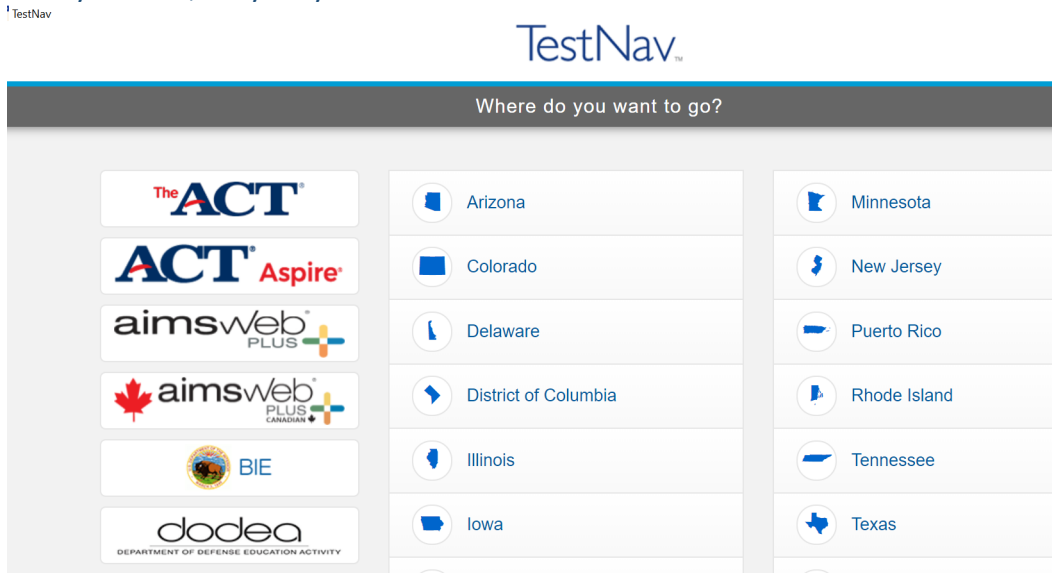
Logging In and Out of TestNav with Seal Codes

Users with the following roles can administer the CCRS Summative Assessment: Test Coordinator, Test Administrator, or Teacher.

Students will login to the TestNav application on their desktop



If not already chosen, they may need to select BIE from the customer list.



Students Input their Username and Password from the Student Testing Ticket into the login screen.

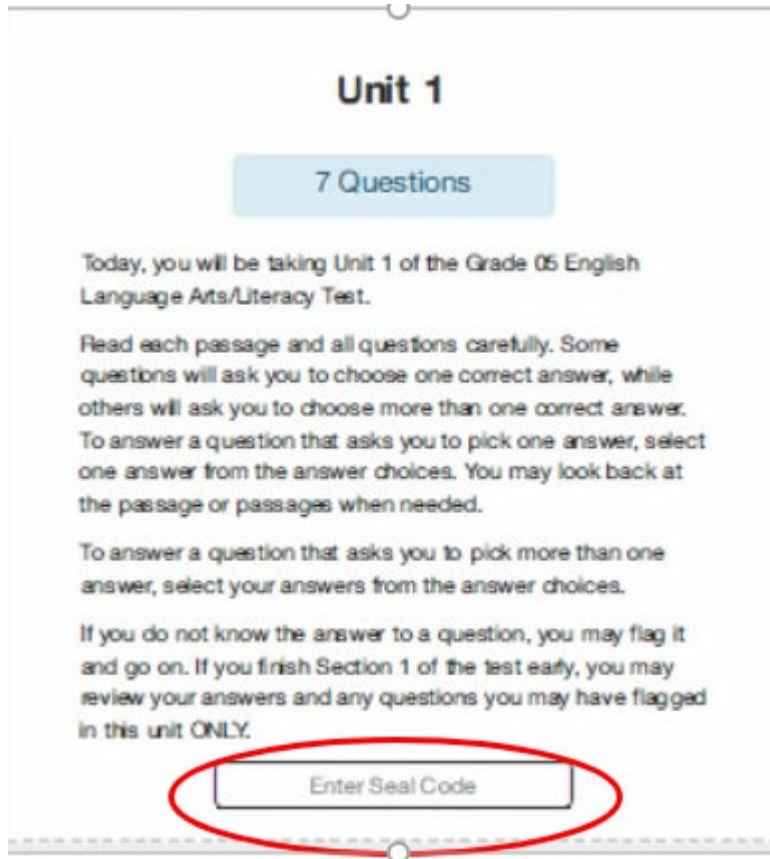
The login screen for the Bureau of Indian Education on the TestNav platform. It features the TestNav logo at the top, followed by the text "Bureau of Indian Education". Below this, there are two input fields: "Username" and "Password". The "Password" field has a toggle for visibility on the right side. At the bottom, there is a prominent blue button labeled "Sign In".

Test Audio

Students can hide or show their password by clicking the icon on the login screen.

Once logged into TestNav, students will need to enter the provided seal code before they can move from the test directions to the questions.

The box to enter the seal code is at the bottom of the screen after the testing directions.



Unit 1

7 Questions

Today, you will be taking Unit 1 of the Grade 05 English Language Arts/Literacy Test.

Read each passage and all questions carefully. Some questions will ask you to choose one correct answer, while others will ask you to choose more than one correct answer. To answer a question that asks you to pick one answer, select one answer from the answer choices. You may look back at the passage or passages when needed.

To answer a question that asks you to pick more than one answer, select your answers from the answer choices.

If you do not know the answer to a question, you may flag it and go on. If you finish Section 1 of the test early, you may review your answers and any questions you may have flagged in this unit ONLY.


Enter Seal Code

After each unit, the student will submit their responses.

Once the unit responses have been submitted, the student will be able to enter an additional seal code, if the class will be testing another unit after a short break.

If the next Unit will not be tested until later in the day or the next day, the student will need to log out of TestNav.

To log out of TestNav, students use the drop down in the upper right corner of their screen and choose "Sign out of TestNav"

Nashay User 

[Logout](#)

Unit 2

10 Questions

Today, you will take Unit 2 of the Grade 4 Mathematics Test. You will not be able to use a calculator.

Read each question. Then, follow the directions to answer each question. If a question asks you to show or explain your work, you must do so to receive full credit. Enter your response in the box provided on your screen. Only responses entered in the response box will be scored.

If you do not know the answer to a question, you may bookmark it and go on to the next question. If you finish early, you may review your answers and any questions you may have bookmarked.

[Save Test Copy](#)

[Start](#)